

Creating a NetLibrary Account


Direct Browser to: <http://whitehall.lib.pa.us/>

Click “**Power Library**”

Sign in with library card



Click “**Netlibrary**”

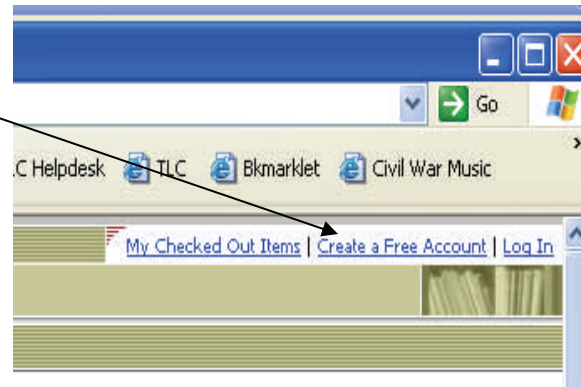


Click “**Create a Free Account**”

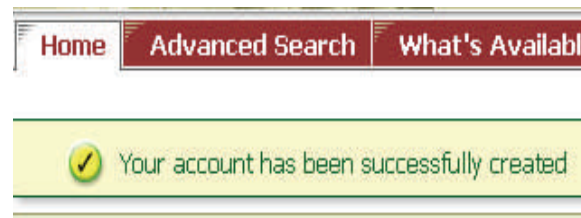
Complete form online

(note: password rules for NetLibrary)

- Cannot be 'similar' to user name
- must be at least 6 characters



If it worked, this screen appears.



If an 'error' screen appears, note the message – it is likely the user name already exists.